


THE COLECO ADAM  
USERS' GROUP  
PRESENTS

**ADAM™**  
**UNDERGROUND**



**COLECO**  
INDUSTRIES, INC.



A NOTE FROM JONO

Welcome one and all to the premiere issue of ADAM UNDERGROUND, a monthly publication of CAUG, the Coleco ADAM Users' Group (formerly the California ADAM Users' Group). I'm sure you will find this issue was well worth the wait!

A few late additions. First, the ADAM Info Exchange (AIX) has changed SYSTEM OPERATORS (SysOps). The new SysOp is Scott Earley, and until he can obtain another disk drive, he will be unable to add a CAUG program library, but the message base for CAUG members will do just fine for now!

Coming in future issues we will be reviewing Uncle Ernie's Toolkit, Writer's Assistant, Backup+, A Multi Cartridge Copier, PrintShop, ASCOM, Wordstar, MailMerge, StarIndex, Turbo Pascal, MBASIC, the Eve SP-1 RS-232C Interface, 80 Column Card/Converter, Speech Synthesizer with Clock Calendar, External Power Supply, Tractor Feed for the SmartWriter printer, and much more!

Well, I guess you are wondering how to subscribe, right? It's quite simple! For one year (12 issues) send your name, address, and \$12.00 U.S. or \$18.00 if your mailing address is elsewhere in U.S. FUNDS ONLY!!!!!! You can send your payment plus any correspondence to:

CAUG

1643 Beach Street

San Francisco, Ca 94123

If you want a reply by U.S. Mail please enclose a SASE!

-----  
COPYRIGHT (C) 1985 COLECO ADAM USERS' GROUP (CAUG)  
-----

CAUG, the Coleco Adam Users' Group will not be responsible for any losses arising from the use of any material in the publication! CAUG is not affiliated with Coleco Industries Inc., and no information in this newsletter is supported by Coleco Industries Inc. unless otherwise stated!

```
*****      *****      *      *      *****  
*      *      *      *      *      *      *  
*      *****      *      *      *      ***  
*      *      *      *      *      *      *      *  
*****      *      *      *****      *****
```

## BAUD NEWS

Welcome one and all to baud news! This is the article where every month you will find the latest happenings in the ADAM Telecommunications scene.

This month there are many things that will be mentioned now that telecommunicating has become a major part of the lives of many ADAMites.

First, if you haven't already done so, I suggest you purchase the Adalink II modem software package which can be obtained from Coleco (800-842-1225) for \$9.00. This software adds the up/download feature the first program (ADAMLink I) didn't have. If you don't know what up/downloading is, it is a feature I am sure you would like. You can send or receive files (text, programs, etc.) from your Data Pack or Disk to online services (ie. CompuServe, The Source, etc.) or to another ADAM user.

I am sure many of you have heard of The People's Choice Bulletin Board. Well, unfortunately they had to shut down their system for an indefinite amount of time. I'm not sure when they will be back up, but you can't keep a superior service like theirs down for long!

Although Peoples' Choice shut down, a new service, The American People/Link has opened, introducing a service similar to CompuServe. Services include: electronic mail, a cb simulator called 'Partyline', and various clubs (SIGS) (including an ADAM club!). It is worth checking out! If you would like a brochure, use the reader service card. I suggest you DO NOT call them because, if you sign up through us you will receive a \$10.00 credit on your account!

If you are a member of CompuServe and you haven't already done so, check out the Family Computing Forum by typing Go FAM-200 at any CompuServe prompt (!). Right now we are using data library six which can be reached by typing DL6 within the forum. There you will find many worthwhile programs and files. ADAM owners are also meeting in the Creative Computing Forum (Go PCS-22) which also has a data library (DL3). ADAM owners, however, are tending to stay on Family Computing.

If you've been having a problem downloading from CompuServe, a help file explaining how to do so, can be found in the Family Computing data library by typing in 'R UPLOAD.HPL'. I suggest that you print out a copy of this file. To do so, before pressing return, hold down the shift key and press the PRINT key at the same time. This will turn on your printer. Now, press return and the file will be printed as it is displayed on your screen. When you've finished reading/printing the file, use the same method (shift+PRINT) to turn it off.



We would like to hear from you, but please do not attempt a modem to modem call unless you have set it up prior to making the call. To make an ADAM/ADAM call, you should have all the normal settings except for two things, the duplex should be set at half, and if you are using ADAMlink II, the auto line feed should be on.

\*\*\*\*\*  
\*\*\*\*\*

### ASK YOUR QUESTION

This is the section where you can ask your question. Big or small, technical or not, just ask. No question is dumb! Since this is our first issue there are no questions, so there is nothing to say except send in those questions!! Send all questions to the attention of Q.& A.

\*\*\*\*\*  
\*\*\*\*\*

### WHAT'S IN STORE

This column will feature a look at new products for the ADAM. In addition, it will give a sneak preview at what's up and coming in future newsletters.

First, an RS232C interface has been released by Eve Electronic Systems (617-653-3003) for \$139. They also plan to produce an 80 column card. Joe Zingale of ADAM Tech (P.O. Box 41434, Phoenix, Az 85080) has produced an external power supply which will be essential if you hook up another printer to your ADAM using the RS232C. By popular demand our users' group will be producing a cable for ADAM Expansion module #3 owners so the ADAM and ColecoVision can be connected by cable allowing you to separate the two units. And another long awaited item, a tractor feed called Data Feed will be available soon from Data Backup (208 - 523 - 2505). A tractor feed attachment for use with the ADAM SmartWriter printer allows use of continuous feed paper without worrying about slipping, bunching, or double printing. It will be fully adjustable from 9 1/2" to 2" Installation will be no big hassle, even if your not the Mr. Screwdriver of the house. This attachment should be available for between \$70-80.

Next month in the newsletter will be a complete ADAM software/hardware catalog, plenty of game and book reviews, programs, feature articles and much more! If you have any non copyrighted software, please send it on disk or Data Pack only (which we will return to you with another program of your choice). If we don't have a program that you like now, we can issue a certificate and you can wait until something you like is available.

If you have any tips on products coming soon, be sure to pass them on since all ADAMites look forward to new products. Please try and keep them as accurate as possible and if you have manufacturer information (name, address, phone #, etc) please send that also. We appreciate your tips!

\*\*\*\*\*  
\*\*\*\*\*

#### BOOK REVIEW

Title: The Easy Guide To Your Coleco Adam  
Author: Thomas Blackdar  
Publisher: Sybex Computer Books  
Copyrighted: 1984  
Price: \$9.95  
Pages: 173  
Rating: 10  
Reviewed by: Jono Smith

The Easy Guide to Your Coleco Adam is a must for those of you who would like a shorter introduction to SmartBasic and the ADAM overall, if you know the basics, don't waste your money. It takes you from meeting the ADAM, through word processing, graphics, variables, writing a program, plus a complete reference guide to BASIC. It is a very well written book that makes for easy reading. The book was money well spent, but as I said, it's really a beginners book. Of course there is always something new to learn! Sybex has also published "Word Processing With Your Coleco Adam". For more info call Sybex at 800-227-2346 or at 415-848-8233.

For a complete list of books for your ADAM, 14 in all, call Coleco at (800-842-1225).

\*\*\*\*\*  
\*\*\*\*\*

## SOFTWARE REVIEWS

Title: Donkey Kong  
Manufacturer: Coleco  
Media: Data Pack  
Rating: 9  
Review by: Steve Chamberlain

Donkey Kong is the familiar game in which you control Mario in his quest to free Pauline from the giant ape. You must climb to the top of one of four structures while avoiding fireballs and barrels thrown at you by the ape.

This version for ADAM has everything that was missing from the ColecoVision cartridge. It has all the extras that are found at the arcade and the convenience of a pause button. All the cartoons and extra graphic elements make this game a real treat to watch and play. All your high scores can be saved and printed if you wish. This makes it even more like the arcade. The conveyor belt screen has also been included. This is a fine tape and a great way to start your Data Pack collection.

-----  
Title: Bounty Hunter  
Manufacturer: Victory Software Corp.  
Media: Data Pack or Disk  
Rating: 8  
Review by: Steve Chamberlain

Bounty Hunter is a text adventure set in the old west. You take the role of a cowboy who must capture the notorious Oil Gang and return the stolen gold.

On the screen you are given the following information: Where you are, what you see, where you can go, and the results of your last command. Your commands consist of a verb and a noun (i.e. close door).

After playing for a while you will discover that every item you find only has one purpose (some are not used at all) and there is not much room for straying off track. There are no dead ends and the game can be solved. There is a bonus game included that you can play after you solve the adventure.

This is a good game for people who enjoy thinking a little, instead of only shooting up space monsters. It is a nice change of pace to have a game like this available.

Title: SmartBasic Bonanza  
Manufacturer: Martin Consulting  
Media: Data Pack or two Disk set  
Rating: 10  
Review by: Jono Smith

As it has been said over and over, if you only buy one program this year or ever, this is the one. Well I back up that statement 100%. The SmartBasic Bonanza is awesome compared to other basic programs!

The fifteen titles are: The Mansion, Magic, Othello, Typer, Assembler, Dissembler, Filer, Labels, Finance, Fugue, Sounder, Tennis, Breakout, and Try Me.

Mansion is an adventure game where you must find treasures and solve problems while you try to stay alive.

Magic consists of two different programs. Mental is a program where you ask ADAM questions and Analysis is a program that does a profile of a person after asking questions like age, favorite color, etc.

Othello is the original strategy game we have all come to know and love!?

Try Me is another program that consists of two other programs. The first is an animal guessing game and the second is called Racer.

In Racer, you drive a car around a track by correctly answering mathematical problems.

Fugue is a Bach fugue in C minor played by ADAM. This program can be used as a means of typing in your own music by altering the data statements.

For those times when you just can't be bothered to sit and read directions, two familiar games, Ping Pong and Breakout, have been included in the bonanza.

Need to get organized? Filer, which is a database program that allows you to set up files and tinker with them, will help you out. If these files you set up happen to be names and addresses, you can use the LABELS program to print them on labels.

Finance is a very useful program which allows you to figure values of investments, annual interest, monthly budgeting, amount borrowed, find interest, use the metric conversion table for commonly used measures, and more!

Design allows you to create high resolution shapes in various colors on a 16x16 grid.

With Sounder you can create different tunes by placing the actual notes on the staff. This can be useful in later programming or just played for your own enjoyment.

Typer gives you a chance to better your typing skills. For advanced users, there is the miniassembler and dissembler.

As for the Surprise program.. well, surprises aren't surprises if someone gives them away!

All the programs are well documented and fairly easy to use. The SmartBasic Bonanza package is really a must whether you want to add to or complete your software collection.

---

Title: Address Book With Auto Dialer  
Manufacturer: Coleco  
Media: Data Pack  
Rating: 8  
Review by: Randy Page

I recently obtained and have been using the address book with autodialer.

This program offers four basic functions. The data entry phase gives you a formatted screen which prompts the user to enter name, address, phone and note data on each entry. The data retrieval phase allows you four searchable fields (last name, first name, city and note one) to enable you to retrieve the people you desire. The search function also allows you to search for names you are unsure of by using a partial entry (i.e. Johnson could be entered Jkhn). This feature also works in the note one field and if you encode information in that field you can effectively increase your number of separately searchable features to over 20!

The Autodialer allows you to search all entries as described above and to have ADAM dial the number of the person you desired. The program also allows you to mark numbers that have no answers, etc.

The Formatted Printing is the portion of the program that I find most useful. I have used it to print mailing labels, mailing lists and personalized letters. You can establish your own format within the program for one time use or you can write a format in SmartWriter and load it as part of the print formatting stage.

My overall impression with the program is positive except for two drawbacks that should be mentioned. First, there is no provision made for fanfold paper usage. Second, once you have stored a large number of entries on the data pack, ADAM is much slower at retrieving them from memory.

---

Title: Packcopy  
Manufacturer: Unreal Software  
Media: Data Pack  
Rating: 6  
Review by: Jono Smith

Packcopy basically does what it's supposed to. It copies data packs to disks; disks to data packs; data packs to data packs (requires two drives), and disks to disks (also requires two drives). It is very easy to use and the documentation is almost perfect. It fails to mention that the disk or data pack should be formatted, but otherwise it's ok. Many people haven't been happy with Packcopy because it is limited. Some of it's limitations are :

- A) The inability to copy single files.
- B) Not being able to change the default drive so that the copy can be run from disk.
- C) Not being able to view, modify, or copy single blocks.
- D) Has no provision for correcting the blocks free when copying from data pack to disk or vice versa.

In general, it just doesn't do enough of what I want in a copy. I'll be looking at and reviewing more copy programs in future additions of this newsletter until I'm satisfied.

-----

Title: Diablo  
Manufacturer: Image Microcorp  
Media: Data Pack or Disk  
Rating: 10  
Review by: Steve Chamberlain

Diablo is the newest release from Image Microcorp and it's the best by far. This game is written completely in machine language and unlike others by Image it is all graphics. Once you hit computer reset, an ADAM title screen appears, just like on all Coleco software. After the title screen, you can choose to play using either the keyboard or joystick and then give keyboard input to begin.

The object of the game is to keep a moving ball safely rolling on a section of a slidable track. There are 232 tracks and 16 movable panels. You have to move the panels in such a way that you form a safe path for the ball. After the ball crosses over a section of track, that part of the track disappears, which makes the game grow progressively more challenging. If the ball runs out of the track or into a wall you lose. If, however, the ball runs into a wall after you have removed 60 sections of track, then the ball wraps around to the other side of the screen.

This is an incredible game and I have nothing but good things to say about it. This is the first 3rd party arcade type game available. It is SUPER! The graphics and sound are top notch and would not have looked out of place with Coleco's own. This is the first "must-have" game I've run into for ADAM and the ONLY game I ever would be willing to pay more for. At the price, you can't lose. Be sure not to pass this game up!

-----

Title: Black Gold  
Manufacturer: Image Microcorp  
Media: Data Pack or Disk  
Rating: 10  
Review by: Steve Chamberlain

If you've been waiting for a program for your ADAM, I mean a REAL program, your wait is over! Image Microcorp has just released three programs for the ADAM that I would never think of parting with. The programs are written in machine language, not SmartBasic. Although there are some Basic routines, you don't have to load Basic first. You simply load the tape or disk and hit reset. Once it is in memory, type 'run', and you can begin.

This is a board style game for 1 to 4 players where you can pretend to be J.R. drilling for oil. On the screen is a map of the land you can drill on, information about the land (cost to drill, taxes, etc.), players net worth and an oil well. You decide: whether or not to drill; how deep to drill; and when to stop. Once you have decided whether or not to drill a piece of land, it is coded with a color which reveals it's probable profit range (how close it is to the center of the oil field). If you are lucky enough to hit oil, you are rewarded by getting to see the well spray a fountain of that most precious natural resource which you seem to have dedicated your life to finding. Of course, you also get the money the well earns each week (one turn). As the well begins to run dry and you are paying more in taxes than the well is earning, you may choose to sell it.

After each turn (one week), your portfolio (where all your financial information is kept), is updated and displayed. The object of the game is to become filthy rich in ten weeks (turns).

The instructions are very easy to understand and each step of the game is explained in detail. If you enjoy simulations as much I do, then this game is for you. The graphics, sound effects, and game play make this program an all around winner. It is a joy to play, especially with four people. I highly recommend it.

-----

Title: The Stock Market Game  
Manufacturer: Image Microcorp  
Media: Data Pack or Disk  
Rating: 9  
Review by: Steve Chamberlain



The Stock Market game is one of three programs recently released by Image Microcorp. Since it is written in machine language, you just place it in the drive, press reset, and begin.

This is a simulation game for 1-6 players. A perfect game if you like to follow the Stock Market or would like to learn the techniques of stock trading. This game follows the ups and downs of eight companies which range from 'Blue Chip' to speculative ventures. You can buy or sell stock from any of the eight companies, using the \$ 50,000 that you start the game with. At the end of the game, the player with the most money is the winner. To help you decide which companies to invest in, you look at charts (Big Board and Dow Jones) and try to speculate the future directions of the stocks. All options are chosen using pre-designated keys on ADAM's keyboard.

The instruction book is very detailed and clear. It explains all of your options and also gives a description of all the companies in the game. Because of my interest in Stocks, I loved this program from the very beginning. Still, I feel that because of the uniqueness and depth of this game, it could be enjoyed by anyone. The sound effects and graphics add a nice touch to this simulation. If you don't mind thinking a little, and like simulations, then don't hesitate to pick this one up.

\*\*\*\*\*  
\*\*\*\*\*

### SMARTBASIC TIDBITS

Note: If you have SmartBasic version 76, some of these programs may not work. To check type PRINT PEEK(260) at the ']' prompt. A number will appear on the screen. If it is lower than 79, call Coleco for a free copy of the latest version.

### How To Use Function Keys in SmartBasic.

There are twenty three various function keys on the ADAM keyboard (8 command keys, 6 SmartKeys, 5 cursor keys and 4 other misc. keys). Since Coleco has not documented these keys they are yours to program. The following routine is an example of using the function keys to make selections.

```
10 REM --Get Keys--
20 zz=PEEK (-65)
30 IF zz<135 AND zz>128 THEN zz=zz-128: GOTO 60
40 IF zz<143 AND zz>136 THEN zz=zz-136: GOTO 60
```



50 GOTO 20

60 ON zz GOSUB 100, 200, 300, 400, 500, 600

Where 100,200 etc. are the beginnings of different subroutines. Note: It is also possible to use GET to get the code of function keys. Then it is impossible to stop the program by CONTROL-C.

#### ASC II Codes For Function Keys

##### SmartKeys

I	129	137 (SHIFT)
II	130	138 (SHIFT)
III	131	139 (SHIFT)
IV	132	140 (SHIFT)
V	133	141 (SHIFT)
VI	134	142 (SHIFT)

\*CONTROL has no effect on these keys.

##### Command Keys

Wild Card	144	152 (SHIFT)
UNDO	145	153 (SHIFT)
MOVE/COPY	146	154 (SHIFT)
STORE/GET	147	155 (SHIFT)
INSERT	148	156 (SHIFT)
PRINT	149	157 (SHIFT)
CLEAR	150	158 (SHIFT)
DELETE	151	159 (SHIFT)

\*CONTROL has no effect on these keys.

##### Cursor Keys

Home	128		
/\	160	164 (CONTROL)	172 (HOME)
->	161	165 (CONTROL)	173 (HOME)
\/	162	166 (CONTROL)	174 (HOME)
<-	163	167 (CONTROL)	175 (HOME)

\*Shift has no effect on these keys.

/\=top cursor,->=right cursor,\/=bottom cursor,<-=left cursor.

##### Special Keys:

RETURN	13	BACKSPACE	8
ESCAPE/WP	27	TAB	9

\*These keys are not affected by SHIFT or CONTROL.

Program by Zhi Deng, other info from #1 AUG.

---

If you have run into the NO MORE ROOM message on your data packs or disks. Here is a program that will get rid of those big programs that are not completely erased.

```

1 REM --DELETE FILE PROGRAM
5 z$=CHR$(4)
10 PRINT z$;" Open <Filename>"
15 PRINT z$;" Write <Filename>"
20 PRINT
25 PRINT z$;" Close <Filename>"
30 PRINT " Then type delete <Filename>"

```

When you type in the program just change the <Filename> to the name of your file (leaving out the arrows). It's that simple!

-----

Here are a few SmartBasic commands that you might want to jot down if you don't already know them.

Control L - Clears screen  
Control P - Prints screen  
Control S - Pause screen display (touch any key to restart)  
Control X - Kills line typed (before it is entered)  
Typing PR# at the ']' prompt, turns on the printer. After issuing a PR#; everything displayed on screen will be echoed on the printer until you type in PR#0. This can be used to obtain a hard copy of program listings or catalogs of Disks and Data Packs.

-----

Many people have had trouble running Turnkey programs after copying SmartBasic to disk with PACKCOPY. Don't know what a 'Turnkey' is ?? A 'Turnkey' is a program that is run by SmartBasic immediately after Basic is loaded. SmartBasic looks for a program named "HELLO" on the Data Pack or Disk before turning control over to you. If one is found, it is auto-run by Basic; if no program is named "HELLO"; control is turned over to the user immediately. The problem some people have is that even though SmartBasic is on Disk, Basic still looks to the Data Pack drive for the 'HELLO' program. Here is a two line change to PACKCOPY you should use when copying SmartBasic to Disk. Note : This change is only for use with PACKCOPY. Some of the newer copies allow you to set the default drive (as its called) without modification.

First boot SmartBasic and type RUN PACKCOPY. When you get to the menu screen type 5 (quit) and it will say COPY ABORTED. Then type these two lines.

```

1350 IF i <> 16 THEN 1500
1360 POKE 32201,4

```

Now type RUN 410 and you will be taken back to the menu previously exited. Now go ahead and copy SmartBasic.

\*\*\*\*\*  
\*\*\*\*\*

## PROGRAM LIBRARY

Yes! our program library is coming and it will be the biggest anywhere! If you have any programs, please send them to us on either a Data Pack or a Disk and we will send you a certificate which you can use to receive a Disk or Data Pack, of your choice, from our program library.

The programs in the library will include all operating systems and languages (BASIC, CP/M, etc.)

\*\*\*\*\*  
\*\*\*\*\*

## SMARTWRITING

SmartWriting will be the column to guide you through easier word processing all around.

First, we are going to give you a label making process courtesy of Joseph Sheppard.

- 1.Hit Smartkey I (Margin/Tab/Etc.)
- 2.Hit Smartkey II (Horiz. Margin)
- 3.Hit Smartkey III (Left)
- 4.Use arrow to take margin to 1
- 5.Hit Smartkey VI (Done)

Now begin entering your data. Anywhere you need a blank line, including the space between labels do the following:

- 1.Hit Smartkey VI (Super/Subscript)
- 2.Hit Smartkey V (Subscript)
- 3.Hit the spacebar once
- 4.Hit Smartkey VI (Done) followed by a return

An easy way to repeat the subscript character throughout the list of addresses is to make up one subscript character and then use the copy function to repeat it throughout the list.

Note:This will only work with SmartWriter! It will not merge with SmartFiler, Addressbook or any other Coleco program.

-----

Here is something to check. When you turn on ADAM in the typewriter mode, hold down the CONTROL key and press R at the same time. The Smartkeys on the screen should disappear and a number will appear. If it is lower than 80 I suggest you contact Coleco or your local Honeywell.

Well, that's all for now. If you send in tips or info, we will publish them (upon approval).

\*\*\*\*\*  
\*\*\*\*\*

### ADAM ONLINE

In addition to meeting on Family Computing Forum (GO FAM 200) section six on CompuServe, ADAM owners also can be found on various Bulletin Boards Systems (BBS). A BBS is a system, usually run out of a person's house, that allows you to leave messages in a database and sometimes you can even up/download. If you are interested in starting a BBS, it is impossible without CP/M since no programs have been written in BASIC or machine language. If you have CP/M, I suggest a program called MBBS39 which is available from most CP/M BBSes. Remember, any CP/M communications program will not work with the ADAMlink modem without modifications to the programs! The MBBS39 is suggested because it's supposedly one of the easiest to modify. There is hope though. A few CP/M communication programs are available which use the MODEM7/XMODEM protocol (MBOOT3, ASCOM, MODEM7, etc.).

Here's a list of ALL the known ADAM BBSes. If you know of any more please send them to us so we can keep the list as up to date as possible. Remember that these systems are run out of peoples' houses so the lines can be busy!

The Adam Info Exchange      All ADAM  
404-424-6258                    24 hours

The Adam Hotline              All ADAM  
818-766-6442                    24 hours

Planet Earth BBS              Cave #3  
415-968-7728                    24 hours

Tony's Corner BBS            ADAM sub-board  
313-754-1131                    24 hours

Detroit Co-Op                ADAM Smartboard  
313-342-3019                    24 hours

Bread Board                    ADAMnet sub-board  
501-442-8777                    24 hours

Weber College BBS              ADAM sub-board  
801-626-7906                    4PM-8AM Mountain

Citadel BBS                    ADAM sub-board  
916-338-2352                    24 hours

Remote Access BBS              ADAM sub-board  
213-325-0213                    24 hours

DAKCOM                            ADAM sub-board  
201-842-7644                    M,W,Th,Sa,Sun after  
                                  6PM EDT

It may seem like a lot of long distance calls for you and your right! So I would suggest the Adam Info Exchange at (404-424-6258) in Georgia. It is the best BBS I have seen yet for ADAM and I have seen them all! The system operator (SYSOP) is Sherman Murdock and he runs the system on his Commodore, but of course he also has an ADAM. He runs an excellent system! He has full up/downloading, full message base with a CAUG sub-board, and a program library for CAUG members only! It is definately worth making the call, but first you must have a validated password. To obtain a valid password, send a self addressed, stamped return envelope (SASE), with your: name, address, phone, computer type, and the password that you'd like, to:

AIX  
c/o Sherman Murodck  
Route 9 Box 36  
Wilbanks Circle  
Dallas, GA 30132  
and he will send you a confirmation of your validated password. That's Georgia, not Texas, and don't forget the SASE!

This may seem like alot to go through, but once you are using this system you will be gald you did!  
When you send him the letter tell him that CAUG sent ya!

\*\*\*\*\*  
\*\*\*\*\*

ASK AN ADAMITE

This is the section where you will find interviews with various ADAM owners (ADAMites).

A while ago I talked with Joseph Sheppard and this is what he had to say.

CAUG: Would you still buy an ADAM today?

JS: Yes, I would. I still feel, regardless of what Coleco has done, ADAM, right out of the box, is the best computer for the money.

My expanded ADAM (two tape and two disk drives) with all the Coleco and third party software that I have is, in my opinion, more than enough computer for me and most people.

In fact, I was at Honeywell the other day and the Technician told me that the ADAM outperforms the Apple, in Benchmark tests, for speed and accuracy in computing.

CAUG: Did your ADAM work when you bought it?

JS: I was one of the first consumers in Southern California to get an ADAM in December '83. Of course, at this early date, virtually none of the ADAMS being sold worked and mine was no exception. I returned my ADAM FIVE times to TOYS-R-US. The fifth didn't work and they were all out of stock, so I shipped it back to Coleco (pre-Honeywell). Two months later I recieved my 6th ADAM from Coleco and it didn't work either. By this time Toys R US had some in stock so I got my seventh which also didn't work. I read that Honeywell was fixing them, so I took it to them and they replaced it with the eighth one (It worked!) which I am still using now. But the truth is, I'm very glad that I stuck with ADAM!

CAUG: Speechless

\*\*\*\*\*  
\*\*\*\*\*

### CP/M WORKSHOP

This month in the CP/M workshop we will have some information that I think you will find both useful and helpful.

First, if you have not heard, Elliam Associates of Woodland Hills California has a complete selection of CP/M software from the CP/M, Pascal/Z, C, and SIG/M users' groups plus many other non public domain programs (i.e. Wordstar, Pascal, etc.) which they will put on a ADAM formatted disk.

For \$7.50 prepaid you can get their 35 page public domain (not copyrighted) software catalog or for free you can get their catalog of mostly copyrighted programs. As I'm sure you have figured out by now, you can not download CP/M programs with ADAMLink II. To download CP/M programs, it's required that you use the XMODEM protocol on most BBS's

and CompuServe which is not the protocol ADAMLink II uses. So it's suggested that you get a program like MODEM7, MBOOT3, MEX, XMODEM, etc. We will have one of these CP/M programs in our data library and I very much suggest you get this! It is really a MUST for CP/M users'!!

For \$5 we will send you a CP/M BBS list in your area code. So send us \$5.00 with your area code. If you live in a smaller area, please include the two other area codes closest to your area. On these BBS's you can find a wealth of CP/M programs to download.

This column is shorter this month for one reason. We have yet to receive CP/M from Coleco, but we should be getting it in time for next month's issue.

\*\*\*\*\*  
\*\*\*\*\*

### CAUG ONLINE?

Yes, we may be starting our own Bullitin Board!! If we do, it will have a full message base along with full up/downloading. It is still in the planning stages, but the chances are very good that we will be up and running by this summer!

\*\*\*\*\*  
\*\*\*\*\*

Well that's it for our opening issue! I'm sure you have noticed that the reviews are old and the information may be info you are already aware of, but we feel it is important information that should be covered!

The next issue will fully up to date!

I hope you pay the small fee (which if you think about it isn't that much taking into consideration the printing and postage costs we must pay).

Hope to see ya next time!

JONO SMITH: President & Editor

Can be reached on CompuServe at 74676,1625, on all ADAM BBS's except 'The ADAM Hotline' under JONO SMITH. On the American People/Link he can be reached as user id JONO.

MARK ROGERS: Program Librarian

Can be reached on CompuServe at 75216,1343.

GREGG NOBLETT: Assistant Editor

Can be reached on CompuServe at 70317,3207 or on AIX as GREGG NOBLETT.

```

****  ****  ****  *  *
*      *  *  *  *  ** **
****  ****  *  *  *  *  *
*      *  *  *  *  *  *
*      *  *  ****  *  *

```

```

****  ****  *  *  *****
*  *  *  *  *  *  *
*      ****  *  *  *  ***
*  *  *  *  *  *  *  *
****  *  *  ****  *****

```

SPECIAL THANKS!

---


SPECIAL THANKS TO Joseph Sheppard, Steve Chamberlain, Sherman Murdock, Zhi Denz, Randy Page, #1 ADAM users group, John Mesiavech, Mark Rogers, Tim Coumbe, Gregg Noblett and of course the many people who patiently waited for the publishing of this newsletter. I hope I haven't forgotten anyone, but if inadvertently I have, THANK YOU, THANK YOU, and THANK YOU!

```

*****  *  *  ****  *  *  *  *  ****
*      *  *  *  *  **  *  *  *  *
*      ****  ****  *  *  *  ***  ****
*      *  *  *  *  *  **  *  *  *
*      *  *  *  *  *  *  *  *  ****



```





**ADAM™**

California Adam Users' Group (CAUG)  
1643 Beach Street  
San Francisco, California 94123



**COLECO**  
INDUSTRIES, INC.